

ANNUAL REPORT 2014-15

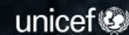


**There Is No
Reason,
There Is No
Excuse,
Child Labor
Is
Child Abuse.**



CHILD LABOUR

→ in INDIA



10.1 million Children engaged in work in INDIA

Number of **Children** engaged in work between **5 to 14 years**

4.5 million | **5.6 million**
(According to 2011 Census)

• **Child Labour** most prevalent in:

2.1 M | Uttar Pradesh
1.0 M | Bihar
0.84 M | Rajasthan
0.7 M | Madhya Pradesh
0.72 M | Maharashtra



Child labour constitutes for **13%** of the workforce in INDIA (2007 Census)

	Census report 2001 vs 2011	
Rural	11.3 million	↓ 8.1 million
Urban	1.3 million	↑ 2 million

A RECENT CHANGE

Child labour is now invisible because the location of the work has changed from factories to the homes of business owners and workers.

Children are engaged in manual work which includes:



Child Labour is the practice of having children engage in economic activity, on a part- or full-time basis. The practice deprives children of their childhood, and is harmful to their physical and mental development. Poverty, lack of good schools and the growth of the informal economy are considered to be the key causes of child labour in India.

The 1998 national census of India estimated the total number of child labourers, aged 4 to 15, to be at 12.6 million, out of a total child population of 253 million in the 5 to 14 age group. However, in 2009–10 a nationwide survey found the prevalence of child labour had reduced to 4.98 million children (or less than 2% of the children in the 5 to 14 age group). The 2011 national census of India found the total number of child labourers, aged 5–14, to be at 4.35 million, and the total child population to be 259.64 million in that age group. The child labour problem is not unique to India; worldwide, about 217 million children work, many full-time.

Indian law specifically defines 64 industries as hazardous and it is a criminal offence to employ children in such hazardous industries. In 2001, an estimated 1% of all child workers, or about 120,000 children in India were in a hazardous job. Notably, the Constitution of India prohibits child labour in hazardous industries (but not in non-hazardous industries) as a Fundamental Right under Article 24. UNICEF estimates that India with its larger population, has the highest number of labourers in the world under 14 years of age, while sub-Saharan African countries have the highest percentage of children who are deployed as child labourers. The International Labour Organisation estimates that agriculture, at 60 percent, is the largest employer of child labour in the world, while the United Nation's Food and Agriculture Organisation estimates 70% of child labour is deployed in agriculture and related activities. Outside of agriculture, child labour is observed in almost all informal sectors of the Indian economy.



CONTENTS

ABOUT US

Vision | Mission

FINANCIAL STATEMENT

Balance Sheet | Income and Expenditure Account
Disbursement of Funds | Auditor's Report

ABOUT US

VISION
MISSION

VISION

Work as a catalyst in bringing sustainable change in the lives of underprivileged children, Youth and women, with a life-cycle approach of development. Enable the civil society across the world to engage proactively in the change process through the philosophy of civic driven change.

MISSION

Ichapore Swapnapuron Society is to empower underprivileged children and youth through relevant education. Innovative healthcare and market-focused livelihood programmes.

FINANCIAL STATEMENT

BALANCE SHEET I

DISBURSEMENT
OF FUNDS I

INCOME AND
EXPENDITURE ACCOUNT

AUDITOR'S REPORT

ICHAPORE SWAPNAPURON SOCIETY

Regd. Office- 41 No. Jatin Das Road, Ichapore Majher para, West Bengal 743144

BALANCE SHEET AS ON 31st MARCH 2015

(Amount in ₹)

LIABILITIES		ASSETS	
Amount	Amount	Amount	Amount
General Fund :	Nil	Closing Balance :	
As Per Last A/C		Cash in Hand	
Add : Excess of Income over Expenditure	234.00		
	<u>234.00</u>		234.00
	<u>234.00</u>		<u>234.00</u>



ICHAPORE SWAPNAPURON SOCIETY

Regd. Office- 41 No. Jatin Das Road, Ichapore Majher para, West Bengal 743144


Receipts & Payments Accounts For the year ended 31st March, 2015

(Amount in ₹)

Receipts		Payments	
Amount	Amount	Amount	Amount
Opening Balance:	Nil	Banner	180.00
Cash in Hand		Poster	250.00
		Stamp	216.00
Donation:		School Bag	7000.00
S. Pramanik	7,000.00	Copy Book Plane	400.00
B. Mondal	4,500.00	Copy Book Rule	400.00
B. Mondal	2,000.00	Pencil	200.00
T. Mondal	1,500.00	Sharpner	60.00
D. Pramanik	2,500.00	Eraser	60.00
C. Saha	1,500.00	Open Current Bank A/C	10,500.00
K. Bera	500.00	Closing Balance :	
	<u>19,500.00</u>	Cash in Hand	19,266.00
	<u>19,500.00</u>		<u>234.00</u>
			<u>19,500.00</u>

AUDITORS' REPORT

As per our report of even date
For **Sujit Kumar Roy Moulik**
Chartered Accountants
M.No.009113



Date: 18.07.2015

Place : Kolkata

ICHAPORE SWAPNAPURON SOCIETY

41 No. Jafin Das Road, Ichapore, West Bengal

INCOME AND ITS APPLICATION ACCOUNT FOR THE YEAR ENDED ON 31st MARCH 2015

INCOME	AMOUNT ₹
Opening Balance	000.00
Cash in Hand	000.00
Voluntry Contributions	19500.00
Gross Income Available for Application	19500.00
APPLICATION OF INCOME	AMOUNT ₹
Action for Children Projects	8120.00
Advertiesment	646.00
Open Current Bank A/c	10500.00
Total Income Applied	19266.00
Net Surplus / (Deficit)	234.00
<i>Net Surplus / (Deficit) transferred to General Fund</i>	234.00


AUDITORS' REPORT

As per our report of even date

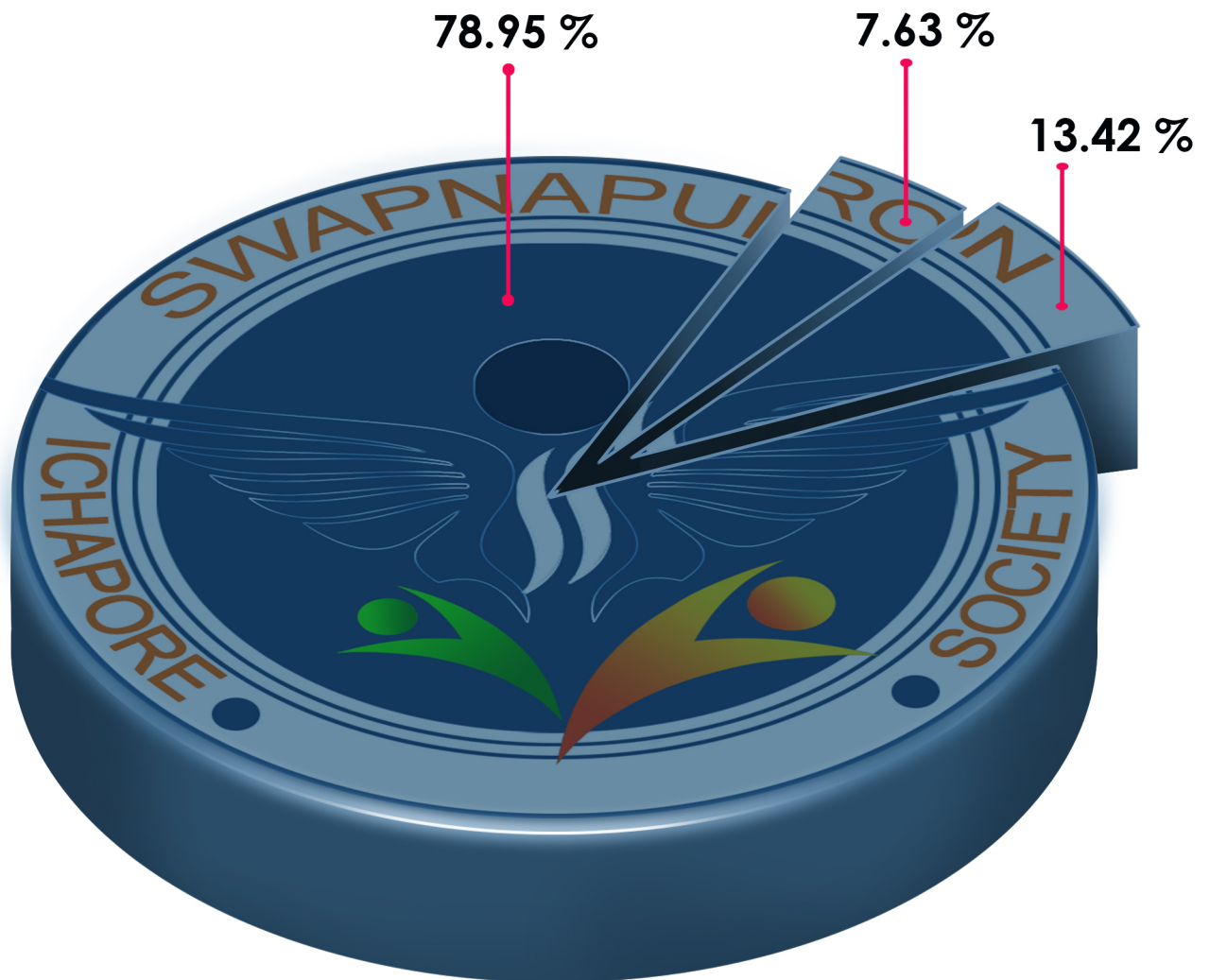
For, Sujit Kumar Roy Moulik
Chartered Accountants
M.No. 009113

Place : Kolkata

Date : 18th July, 2015



DISBURSEMENT OF FUNDS



- 78.95 % Expenses for various Welfare Projetcs
- 13.42 % Management Expenses
- 7.63 % Remaining transferred to next year for Utilization



SUJIT KUMAR ROY MOULIK

Chartered Accountants

13/B, Jatin Bagchi Road
Kolkata - 700 029

AUDITOR'S REPORT


I have examined the attached Balance Sheet of "**ICHAPORE SWAPNAPURON SOCIETY**" of 41 No. Jatin Das Road, Ichapore, West Bengal. as on 31st March 2015 and the attached Income & Expenditure accounts and Receipts & Payments accounts both the year ended on that date. I have obtained all the information and explanations required for the purpose of audit.

In our opinion the aforesaid accounts exhibit a true and fair view.

- 1) In the case of Balance Sheet of the state of affairs of the organization as on 31st March 2015 and
- 2) In the case of Income and Expenditure accounts of the Excess of Income Over Expenditure for the year ended on that date.

Place : Kolkata

Date: 18.07.2015



For Sujit Kumar Roy Moulik
Chartered Accountants

Sujit Kumar Roy Moulik

(Sujit Kumar Roy Moulik)

C. A. Membership No. 009113)

